

# ROBUS®

INDUSTRIAL

## SONIC4 LED HIGHBAY

100W, 150W, 200W, IP65



## PRODUCT INFORMATION DOCUMENT

### FEATURES

- Full range to replace traditional metal halide, up to 400W
- High-quality 1-10 VDC dimmable constant current driver
- Wide operating ambient temperature range
- Microwave sensor version default settings: Sensitivity: 100% Hold time: 5min Dimming level: 30% Dimming time: 30min
- Settings can be changed using controller accessory (RSNMW-RC)
- Microwave sensor version is non dimmable

### CONSTRUCTION

- Die cast aluminium body
- Clear polycarbonate LED cover
- Stainless steel mounting eye



WARRANTY



LIFETIME



LUMENS PER W



IK RATING



IP RATING



OPERATING VOLTAGE



BEAM ANGLE



DIMMING



CCT



SAFETY CLASS

	RSN10040DAS4-04	RSN15040DAS4-04	RSN20040DAS4-04	NA
4000K	RSN10050DAS4-04	RSN15050DAS4-04	RSN20050DAS4-04	NA
5000K	NA	NA	NA	RSN15040MW-04
PIR	NA	NA	NA	NA
Comparable to:	200W metal halide	300W metal halide	400W metal halide	300W metal halide
Total Power (W):	97.2/98.4	143.8/148.1	192.8/195.6	153.3
Power Factor:	0.95	0.98	0.98	0.95
Total Light Output (lm):	13510/13810	19130/20490	27140/27920	21130
Total Emergency Light Output (lm):	650/650	700/700	740/740	700
Efficacy (lm/cctW):	139/140	133/138	141/143	138
Lux at 1m (lux):	4770/4870	6750/7220	9580/9790	7650
Emergency Lux at 1m (lux):	230/230	240/240	260/260	240
CCT (K):	4000/5000	4000/5000	4000/5000	4000
CRI:	80	80	80	80
IP:	65	65	65	65
Operation Temperature (°C):	-25 ≤ Ta ≤ +45	-25 ≤ Ta ≤ +45	-25 ≤ Ta ≤ +45	-25 ≤ Ta ≤ +45
Inrush Current:	16A/6us	23.6A/15us	23.6A/15us	10A/0.1us
RG Value:	0	0	0	0
SDCM:	<6	<6	<6	<6
Pst LM:	NA	NA	NA	NA
SVM:	NA	NA	NA	NA
Energy Class:	D	D	D	D
Rated Life to L70B50 (Hrs):	>60000	>60000	>60000	>60000
Dimensions ØxH (mm):	239x181	271x206	306x213	271x206
Weight (kg):	1.98	2.69	3.52	2.75

### Separate Control Gear Information

	LED	LED	LED	LED
Type of Light Source:	LED	LED	LED	LED
Full Load Efficiency (%):	93	96	96	96
P <sub>NET</sub> (W):	NA	NA	NA	NA
Dimensions (mm):	120x50	120x50	120x50	120x50

Product is certified to all the relevant standards.

Please contact our technical department for market specific compliances.

PLEASE NOTE: INFORMATION IN THIS DOCUMENT MAY BE SUBJECT TO CHANGE WITHOUT PRIOR NOTICE

IRE: TEL: +353 1 709 9000  
 UK: TEL: 0800 973 220  
 AUS: TEL: +61 7 3890 5444  
 NZ: TEL: +64 03 668 5285

WEB: ROBUS.COM  
 WEB: ROBUS.COM  
 WEB: ROBUS.COM.AU  
 WEB: ROBUSLED.CO.NZ

LED GROUP EUROPE · UK · AUSTRALIA · NEW ZEALAND · ASIA · MIDDLE EAST · AFRICA

### SONIC4 LED HIGHBAY

100W, 150W, 200W, IP65

#### Cone Illuminance Diagram

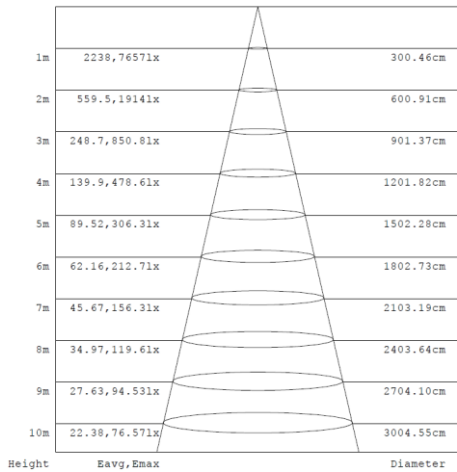


Diagram for RSN15040MW-04 in 4000K. Other diagrams available on request

#### Polar Intensity Diagram

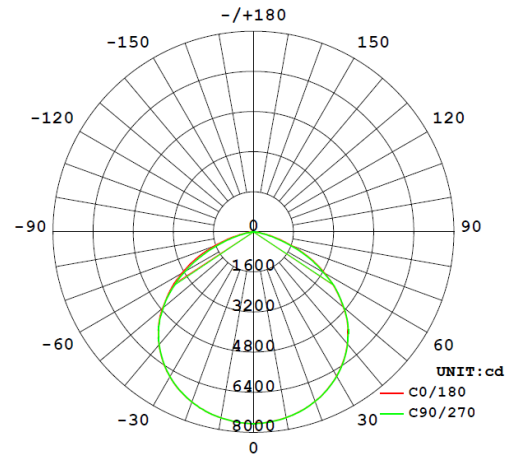
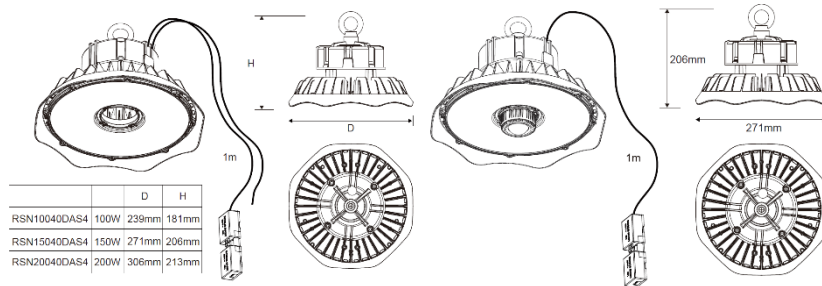


Diagram for RSN15040MW-04 in 4000K. Other diagrams available on request

#### Dimension Diagram



#### Accessories

- RSNB4-S Surface mounting bracket for 100W and 150W
- RSNWG4-M Wire guard for 150W
- RSNL60-M 60° lens for 150W
- RSNL90-M 90° lens for 150W
- RSNMW-RC Remote controller for RSN15040MW-04

#### Sensor Data

Time Off Delay:	10s-60min
Illuminance Switching Range (lux):	10, 30, 50
Sensitivity Range (%):	20, 50, 75, 100
Mounting Height (max):	12m
Detection Zone Diameter (max):	8m

PLEASE NOTE: INFORMATION IN THIS DOCUMENT MAY BE SUBJECT TO CHANGE WITHOUT PRIOR NOTICE

IRE: TEL: +353 1 709 9000  
 UK: TEL: 0800 973 220  
 AUS: TEL: +61 7 3890 5444  
 NZ: TEL: +64 03 668 5285

WEB: ROB.US.COM  
 WEB: ROB.US.COM  
 WEB: ROB.US.COM.AU  
 WEB: ROB.USLED.CO.NZ

LED GROUP EUROPE · UK · AUSTRALIA · NEW ZEALAND · ASIA · MIDDLE EAST · AFRICA